

Hazardous Household Product Symbols Homework -Lab

Objective

- Decoding Hazardous Household Product Symbols (HHPS) on everyday household products.

Materials

- Scissors
- Glue
- HHPS observation chart
- Pencil

Procedure

- Find a minimum of five and a maximum ten of household products around the house.
- Write down the name of the product in the box provided on your HHPS observation chart.
- Cut out and glue the HHPS beside the product.
- Explain the meaning of the symbol.

HHPS

poisonous flammable explosive corrosive

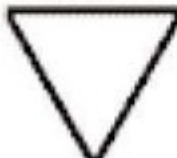
danger



warning



caution



HHPS

poisonous flammable explosive corrosive

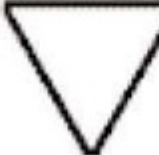
danger



warning



caution



HHPS

poisonous flammable explosive corrosive

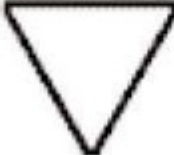
danger



warning



caution



HHPS

poisonous flammable explosive corrosive

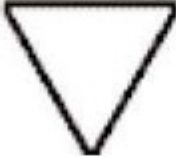
danger



warning



caution



HHPS Observation Chart

Fill in the chart below:

	PRODUCT	Household Hazardous Product Symbol (s)	Meaning
1			
2			
3			
4			
5			
6			
7			
8			
9			
10			